



# CM-13102

## Line transformer - High impedance 10K : 10K + 10K (1:1+1)

- High impedance line splitter with 1:1+1 voltage step-up
- Also useful for line input for differential amplifiers
- Moderate line level capability
- Extended bandwidth
- Excellent CMRR: 110 dB at 60 Hz
- Threaded bushing mount or optional stud mount

The CM-13102 line splitter transformer was developed for both high impedance line splitting where significant voltage gain is required, and for feeding differential line amplifier input stages. Because the secondaries are isolated from each other, it is suitable for driving differential amplifier stages which cannot tolerate a center-tapped winding. It has extended bandwidth, excellent common mode rejection ratio (CMRR), and very good distortion characteristics. It is encased in a  $\mu$ Metal can which provides 30 dB of magnetic shielding.

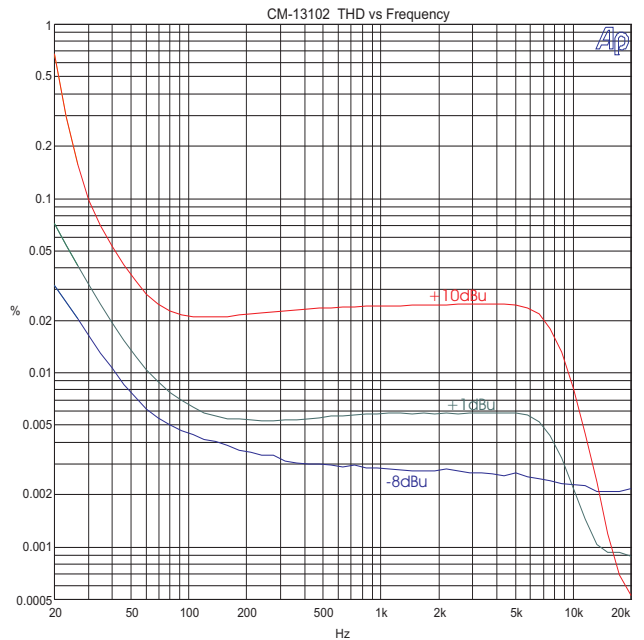
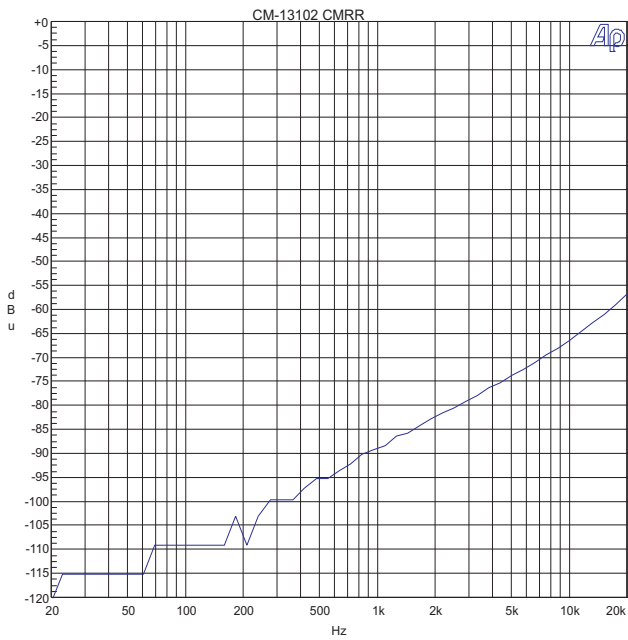
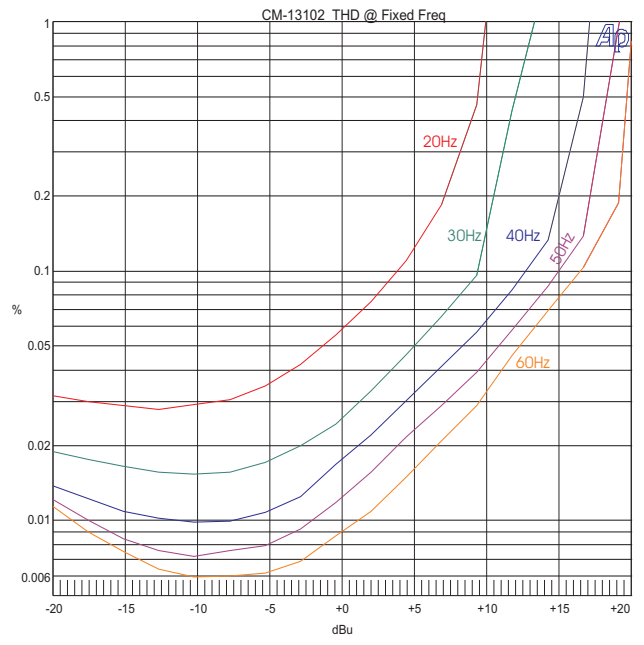
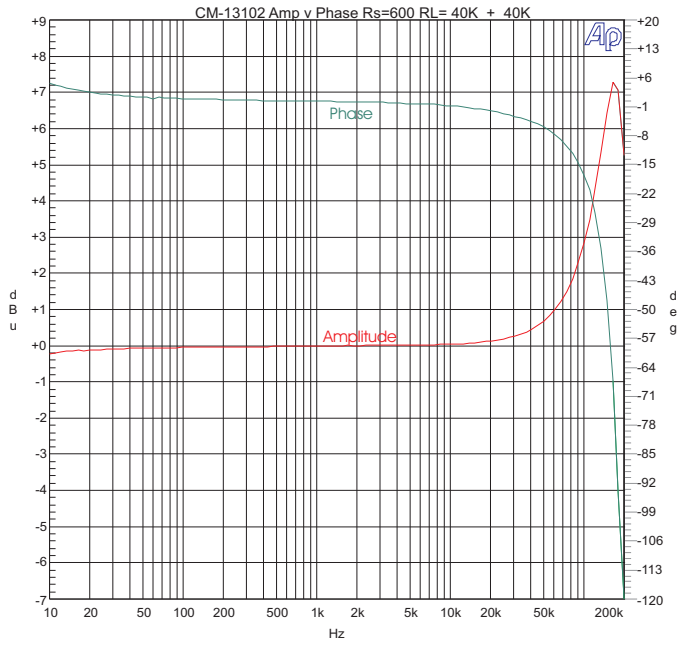
### CMLI-4x150D

Parameter	Conditions	Typ
Turns Ratio		1.00 : 1+1
Voltage Gain	1 kHz $R_s=600$ $R_I=600$ Test Circuit 1	-1.9 dBu
Distortion (THD+N%)	1 kHz, +4 dBu    Test Circuit 1, $R_s=600$ 20 Hz, +4 dBu    Test Circuit 1, $R_s=600$	0.0005% 0.03%
Max 20 Hz input level	1.0% THD+N; $R_s=600 \Omega$ Test Circuit 1	+22dBu
Response, ref 1 kHz	20 Hz +4 dBu    Test Circuit 1 20 kHz +4 dBu    Test Circuit 1 -1.6 dBu	-0.08 dBu -0.01 dBu 200 kHz
Phase Shift at 20 Hz Phase Shift at 20 kHz	Referenced to source generator Test Circuit 1	+3° -5°
Input CMRR	60 Hz    Test Circuit 2 per IEEE Std 389-1996 ¶19 3kHz    Test Circuit 2 per IEE Std 389-1996 ¶19	109 dB 75 dB
Output CMRR	60 Hz    Test Circuit 3 3kHz    Test Circuit 3	72 dB 65 dB
Operating Temp Range	Operation and storage	0° C Min    0° C Max

9050 Independence Ave. Canoga Park, California 91304

☎(818) 993-4644    ☒ (818) 993-4604

<http://www.cinemag.biz>



NOTE: All graphs generated from one randomly chosen device. No statistical averaging or weighting. Data from one sweep.

