



REICHENBACH ENGINEERING



CMLI-10/10C(PC)

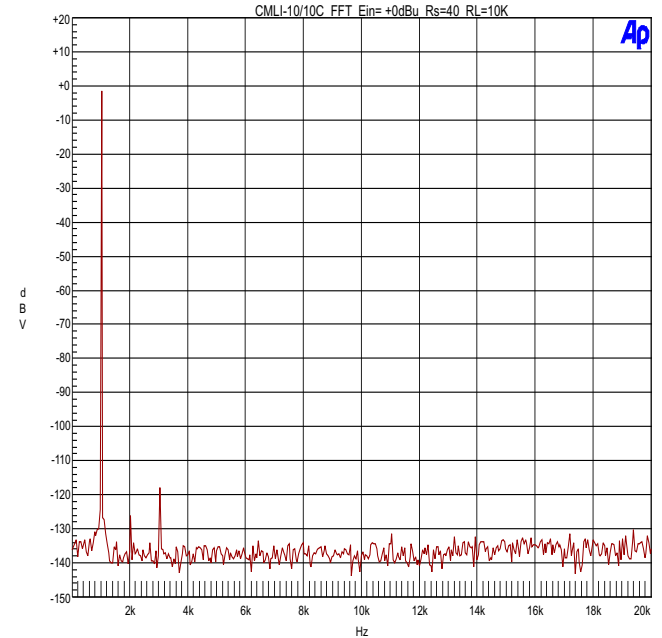
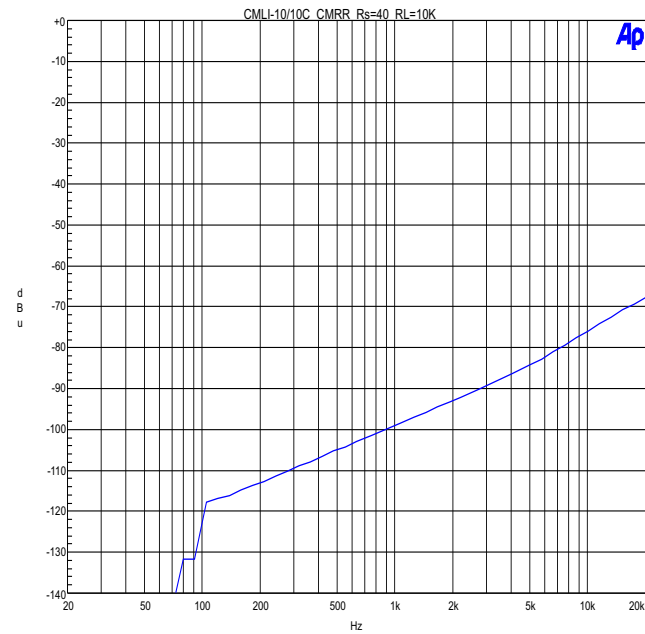
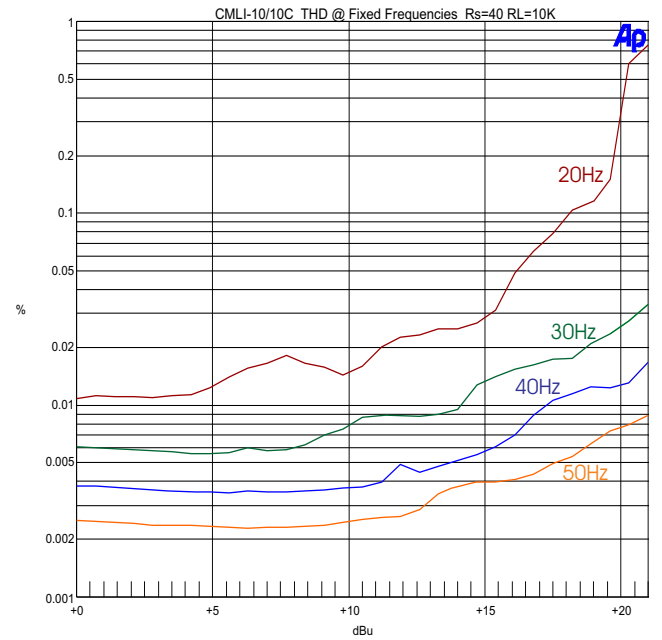
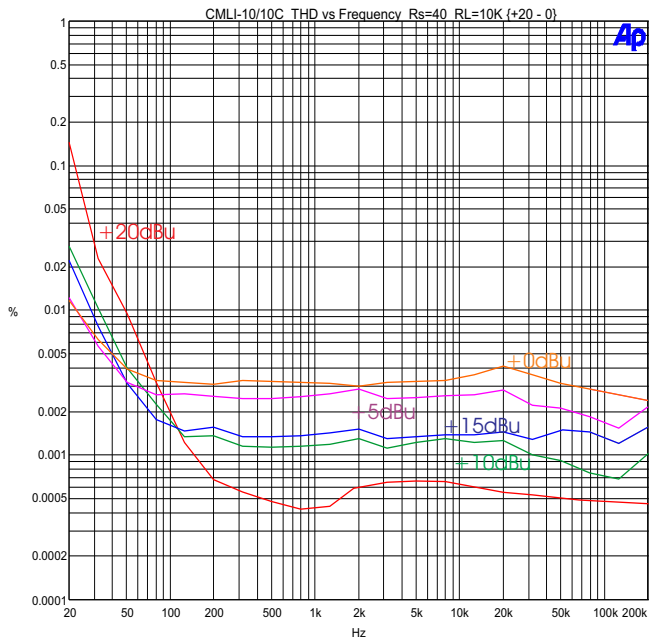
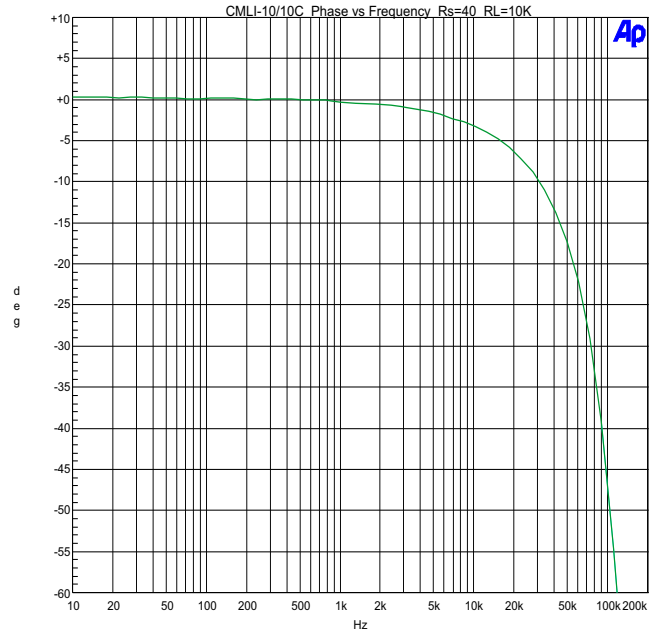
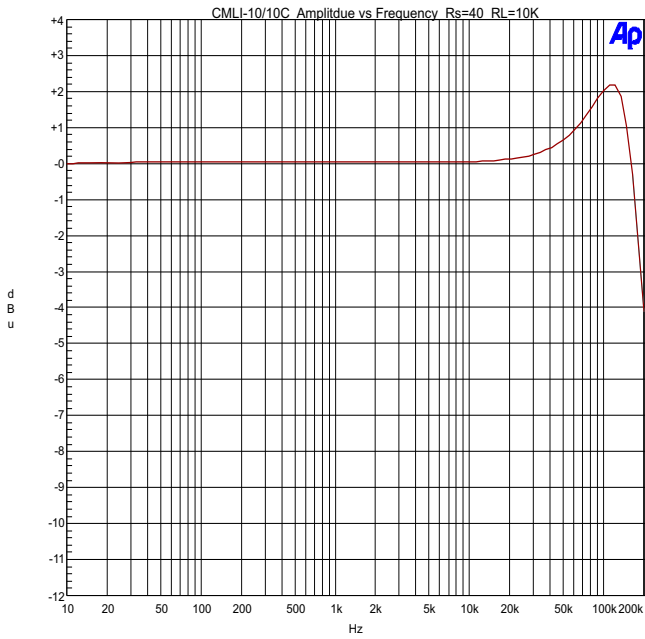
Line Input Transformer 1 : 1 Turns ratio

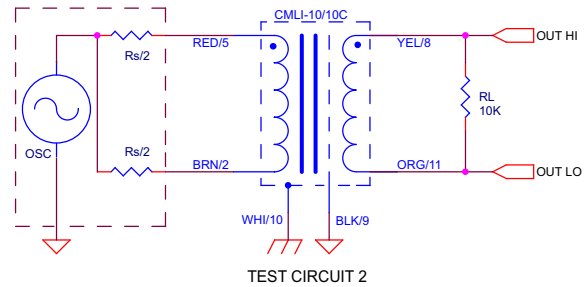
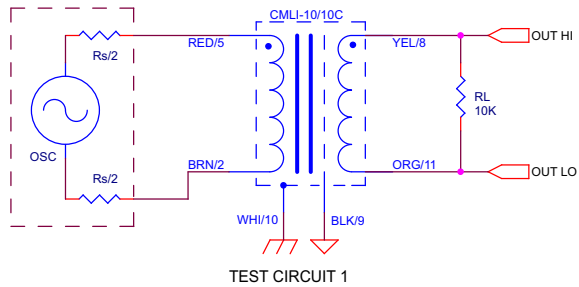
- 10K Ohm line input transformer
- Excellent bandwidth (+0.6dB dB at 50 kHz)
- Excellent CMRR
- Maximum signal level at 20Hz +22dBu

The CMLI-10/10C is a high input impedance very high signal level line transformer. It has excellent bandwidth, common mode rejection ratio (CMRR), and distortion characteristics. It is available either in a printed circuit pin package or with lead wires (with and without threaded bushing or threaded studs). The CMLI-10/10C is encased in a μ -metal can which provides more than 30 dB magnetic shielding. As with all CineMag transformers, the wires from the internal foil shields between windings are all spot welded for maximum long term reliability.

CMLI-10/10C CMLI-10/10CPC

Parameter	Conditions	Typ
Turns Ratio		1 : 1.00
Distortion (THD+N%)	1 kHz, +0.0 dBu Test Circuit 1 20 Hz, +0.0 dBu Test Circuit 1	0.0005% 0.01%
Max 20 Hz input level	1.0% THD; 40 Ω input, 10K secondary load impedance Test Circuit 1	+22dBu
Response, ref 1 kHz	10 Hz Rs=40 RL=10K Test Circuit 1 20 kHz Rs=40 RL=10K Test Circuit 1 50kHz	-0.01dBu +0.1dBu +0.6dBu
Phase Shift at 20 Hz Phase Shift at 20 kHz	Referenced to source generator Test Circuit 1	+0.05° -7°
CMRR	60 Hz Test Circuit 2 per IEE Std 389 ¶19 1 kHz Test Circuit 2 per IEE Std 389 ¶19	>140dB 100dB
Operating Temp Range	Operation and storage	0° C Min 70° C Max
Max Soldering Temp (printed circuit pins)	5 Seconds	270° C Max





NOTES:

All graphs generated from one (1) randomly chosen Device. No statistical averaging or weighting. Data from one sweep.

