



Reichenbach Engineering



CM-13113

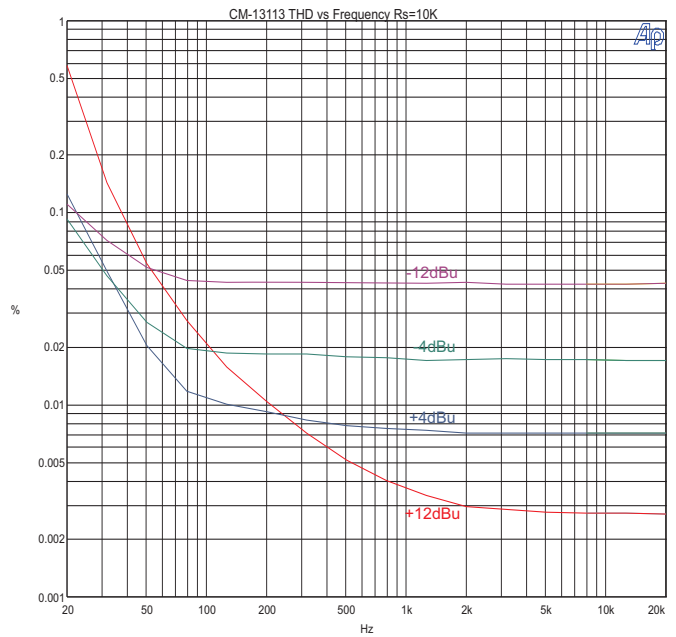
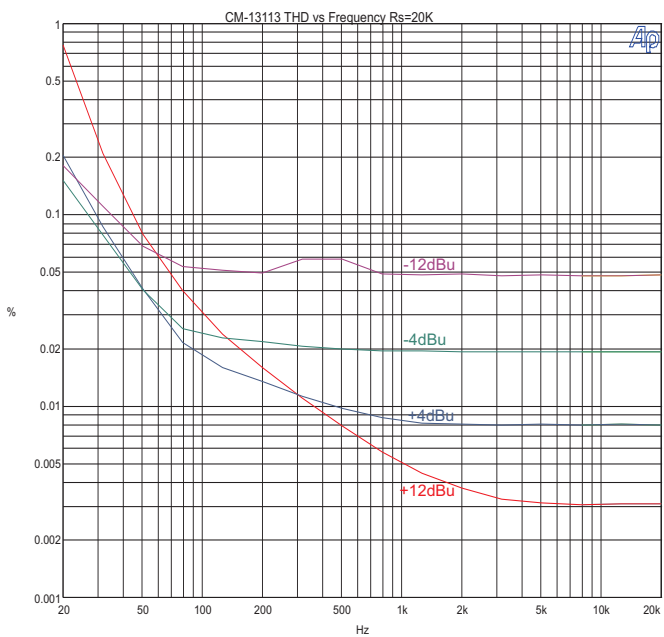
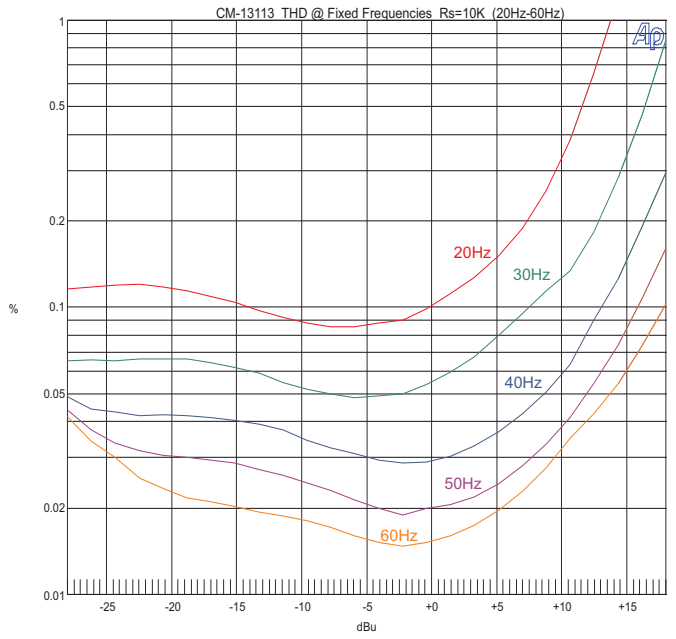
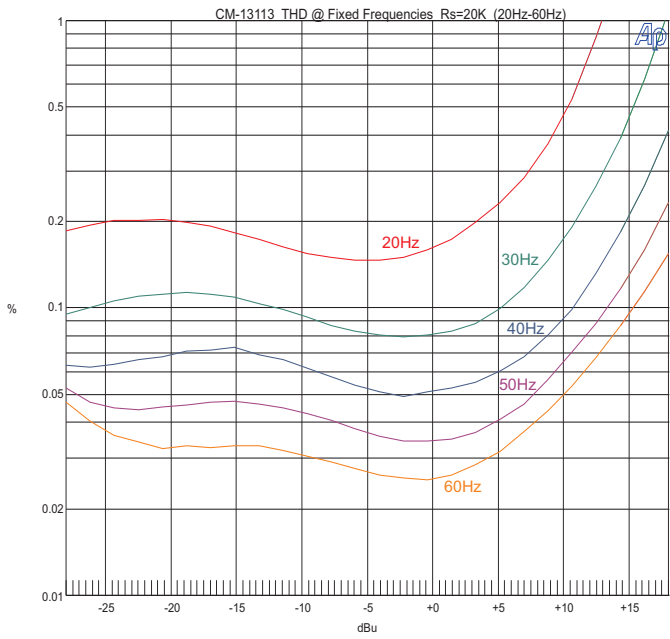
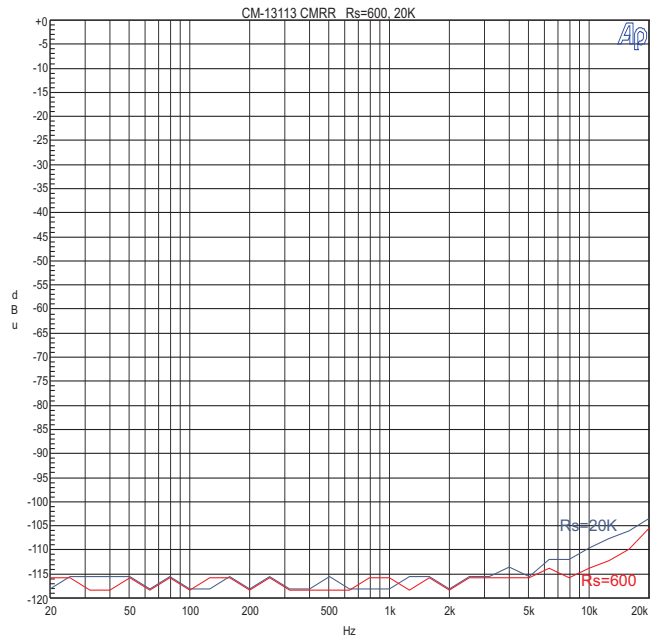
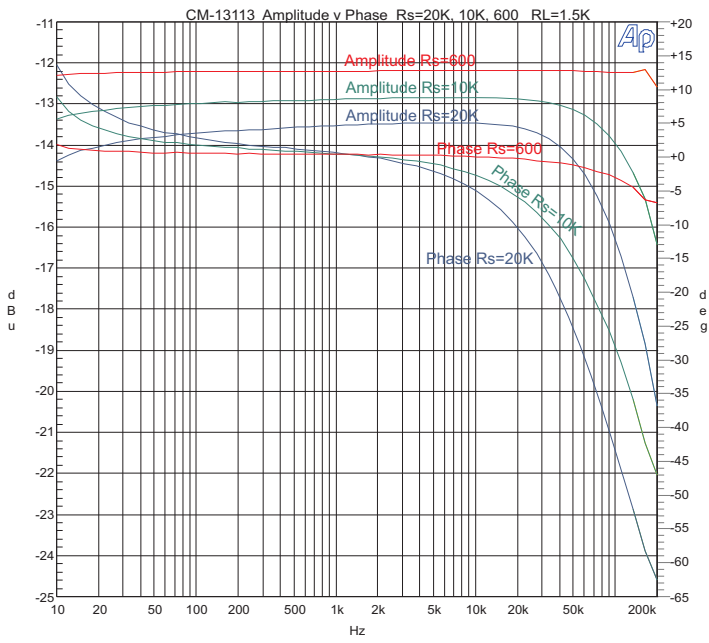
Microphone Output Transformer 9.5:1 Step-down

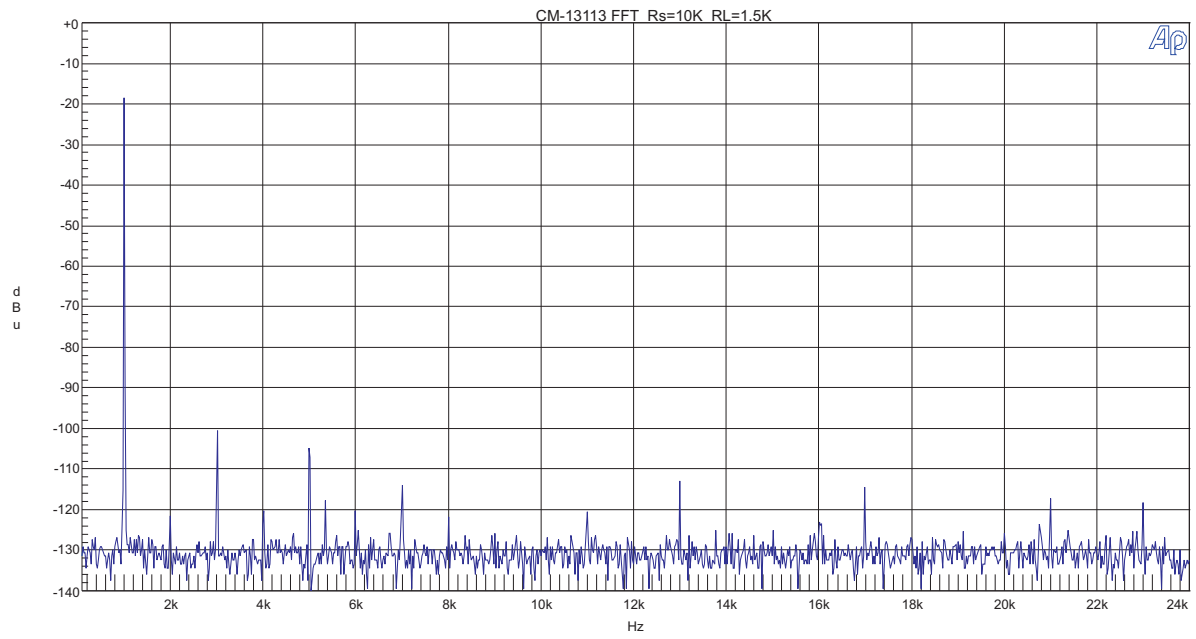
- High-nickel core
- Very wide bandwidth & low phase shift
- Low profile package

The CM-13113 microphone output transformer delivers excellent bandwidth along with very good distortion characteristics. It works very well with high-impedance vacuum circuits including triode output stages. Its hum-bucking construction gives it very good immunity from stray magnetic interference and contributes to its excellent CMRR. While not needed in almost all applications, it can be provided encased in a mu-metal can.

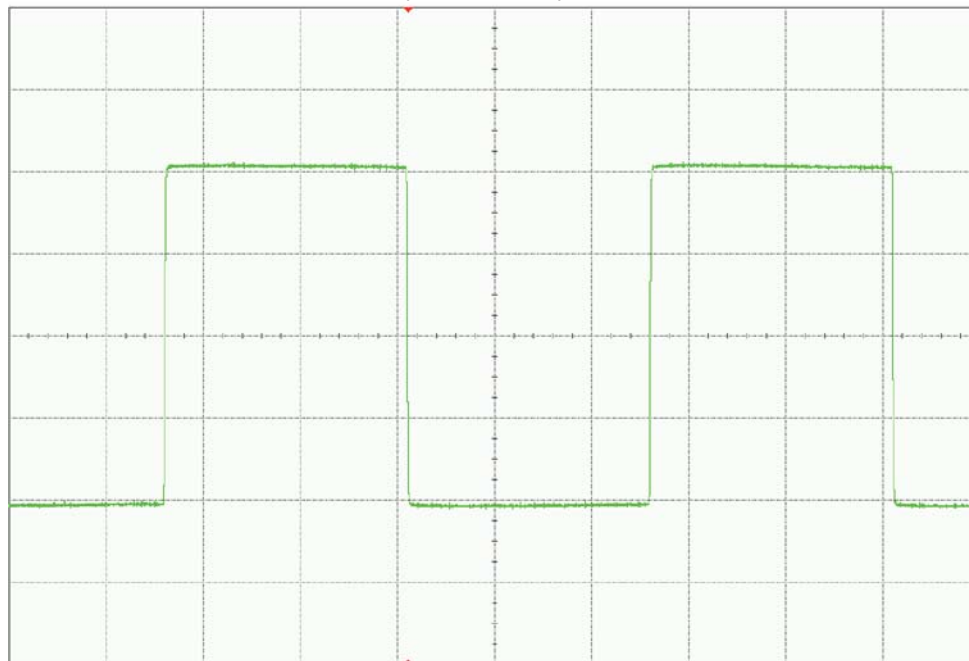
CM-13113

Parameter	Conditions	Typ
Turns Ratio		9.5:1
Voltage Gain	1 kHz Rs=600 RL=1.5K 1kHz Rs=600 RL=150 1kHz Rs=10K RL=1.5K 1kHz Rs=10K RL=150	-19.8dBu -22.2dBu -20.5dBu -26.0dBu
Distortion (THD+N%)	1 kHz, +4.0 dBu Rs=10K Test Circuit 1 20 Hz, -20 dBu Test Circuit 1	0.008% 0.2%
Max 20 Hz input level	1.0% THD+N% Rs=10K RL=1.5K Test Circuit 1	+14 dBu
Response, ref 1 kHz Rs=10K RL=1.5K	20 Hz -20 dBu Test Circuit 1 20 kHz -20 dBu Test Circuit 1 -3 dB	-0.3 dB +0.05 dB >200 kHz
Phase Shift at 20 Hz Phase Shift at 20 kHz	Referenced to source generator Rs=10K RL=1.5K Test Circuit 1	+3° -8°
CMRR	60 Hz Test Circuit 2 per IEE Std 389-1996 ¶19 1 kHz Test Circuit 2 per IEE Std 389-1996 ¶19	>115 dB >115 dB
Operating Temp Range	Operation and storage	0° C Min 70° C Max





CM-13113 Square Wave Response Rs=10K RL=1.5K



Acquisition Sampling mode real time Hi resolution
 Memory depth automatic 50003 pts
 Sampling rate automatic Sampling rate 25.0 MSa/s
 Averaging on # of averages 16 Interpolation off

